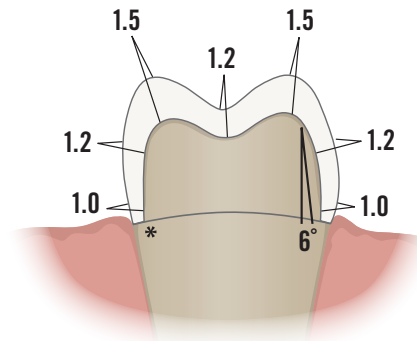
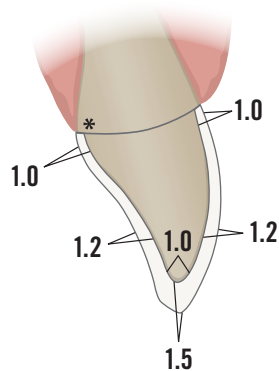


PREP GUIDE

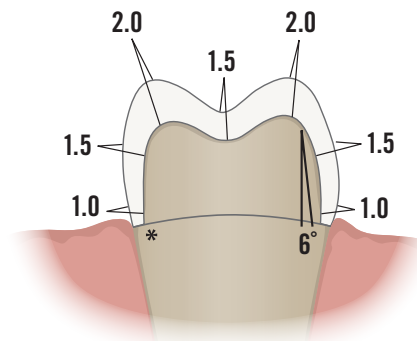
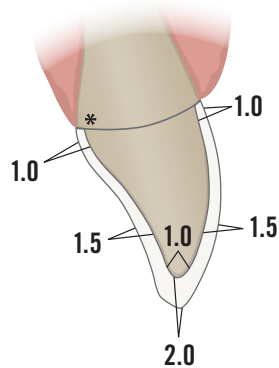
Full-Contour Zirconia

Successful results can be achieved with Full-Contour Zirconia if the guidelines and framework are strictly observed. The Full-Contour Zirconia can be prescribed for single units and multi-unit bridges. It is an ideal replacement for full metal crowns and is the perfect structure to address tight bites, grinders and bruxers.

SINGLE UNIT



MULTI-UNIT BRIDGES



***PREFERRED MARGIN DESIGN**

Doctor's choice: chamfer or shoulder

Single crowns and up to 4-unit bridges

Evenly reduce the anatomical shape and observe the stipulated minimum thickness. Prepare a circular shoulder with rounded inner edges of chamfer at an angle of approximately 10-30°. The width of the circular shoulder/chamfer is approximately 1mm. Reduction of the crown third – incisal or occlusal areas – by approximately 1.5 mm. For anterior crowns, the labial and palatal/lingual part of the tooth should be reduced by approximately 1.2 mm. The incisal edge of the preparation should be at least 1 mm (milling tool geometry) in order to permit optimum milling of the incisal edge during CAD/CAM processing.